


Read and Say



frame

Basic

1. *theme*
2. *quote*
3. *gaze*
4. *pace*
5. *preach*
6. *strive*
7. *trait*
8. *mute*
9. *sleeve*
10. *roam*
11. *strain*
12. *frame*
13. *league*
14. *soak*
15. *grease*
16. *throne*
17. *fume*
18. *file*
19. *toast*
20. *brake*

READ the sentences. **SAY** each bold word.

- 1 Greed was the **theme** of the story.
- 2 They each read a **quote** by Lincoln.
- 3 We like to **gaze** at paintings.
- 4 Amy walks at a slow **pace**.
- 5 Dad tries not to **preach** to me.
- 6 He will **strive** to do his best.
- 7 Friendliness is a **trait** I admire.
- 8 Jay was **mute** with fear.
- 9 She tore her **sleeve**.
- 10 Deer **roam** throughout the forest.
- 11 He had to **strain** to finish the race.
- 12 The picture is in a wood **frame**.
- 13 Will plays in a baseball **league**.
- 14 Please **soak** that dirty pan in hot water.
- 15 Try to clean the **grease** off the oven.
- 16 The king sat on his **throne**.
- 17 Do you smell the **fume** from the fireplace?
- 18 Her paper is in the **file**.
- 19 They had **toast** with jam for breakfast.
- 20 The **brake** on each wheel helps stop the bike.

Think and Write

Each word below has a long vowel sound, which can be spelled vowel-consonant-e or with two vowels written together.

|ā| gaze, trait |ē| theme, preach, sleeve |ī| strive
|ō| quote, roam |yōō| mute

- What patterns do you see for these long vowel sounds?

Now write each Basic Word under its long vowel sound.

|ā|

|ē|

|ī|

|ō|

|yōō|

Review

21. greet
22. boast
23. brain
24. code
25. deal

Challenge

26. microphone
27. emphasize
28. refute
29. pertain
30. coax

Independent Practice



Spelling Strategy

Remember that a long vowel sound may be spelled vowel-consonant-*e* or with two vowels written together.

Word Analysis/Phonics Complete the exercises with Basic Words.


- 1–2. Write the two words that end with the |s| sound.
 3–5. Write the three words that begin with the consonant cluster *sl* or *str*.
 6–8. Write three words by adding two missing letters to each group of letters below.
6. pr __ ch 7. __ ote 8. leag __

Vocabulary: Classifying Write the Basic Word that belongs with each group of words.

9. cereal, juice, _____
 10. robe, crown, _____
 11. gas, smoke, _____
 12. picture, wire, _____
 13. wash, rinse, _____

Challenge Words Write the Challenge Word that fits each clue. Use your Spelling Dictionary.

14. to prove to be wrong
 15. to urge persistently
 16. to stress something
 17. to relate to
 18. used by a singer at a concert



Spelling-Meaning Connection

Did you know that *mute* and *mutter* are related in spelling and meaning? Both come from a Latin word meaning “silent.” Don’t let the different vowel sounds confuse you!

- 19–20. Write *mutter*. Then write the Basic Word that is related to *mutter* in spelling and meaning.

mute
mutter

Review: Spelling Spree

Find a Rhyme Write a Basic or Review Word that rhymes with the underlined word.

1. He's a neighbor I _____ whenever we meet.
2. Marty read a _____ from Pat's very long note.
3. Our handshake will seal the terms of our _____.
4. My brother likes to boast about Mom's tasty French _____.
5. The palace has many chairs but only one lone _____.
6. Add that office _____ to the ever-growing pile.
7. Ballplayer McTeague belongs in a major _____.
8. The horse's unusual gait may be an inherited _____.
9. You must always _____ for your business to thrive.
10. Mary, in a daze, didn't notice my stern _____.
11. We will leave, I assume, if we smell a bad _____.
12. Put a cover on the _____ so that the splattering will cease.
13. My pet peeve is a torn _____.
14. The beauty of the flute leaves me _____.

Change the Word Write a Basic or Review Word by adding one vowel or consonant to each word below.

Example: tank *thank*

- | | |
|-----------|-----------|
| 15. fame | 24. stain |
| 16. them | 25. boat |
| 17. ode | |
| 18. ram | |
| 19. ace | |
| 20. bran | |
| 21. oak | |
| 22. peach | |
| 23. rake | |



Proofreading and Writing

Proofread: Spelling and End Marks End every sentence with the correct mark.

- DECLARATIVE: Today we are giving speeches in class.
 INTERROGATIVE: What topic did you choose?
 IMPERATIVE: Do not mumble when you speak.
 EXCLAMATORY: What a wonderful speech that was!

Find four misspelled Basic or Review Words and two incorrect end marks in these guidelines. Write the guidelines correctly.

How can you give a good speech.



- Choose your them.
- Perhaps begin with a quote.
- Smile pleasantly as you great the audience?
- Do not gaz down at your notes.
- Finally, pase yourself. Strive to end on time.

Basic

1. theme
2. quote
3. gaze
4. pace
5. preach
6. strive
7. trait
8. mute
9. sleeve
10. roam
11. strain
12. frame
13. league
14. soak
15. grease
16. throne
17. fume
18. file
19. toast
20. brake

Review

21. greet
22. boast
23. brain
24. code
25. deal

Challenge

26. microphone
27. emphasize
28. refute
29. pertain
30. coax

Write a Speech

Write and present a short speech to inform others about something that interests you. Try to use five spelling words. You might want to draw or cut out pictures to illustrate your talk.



Proofread for one kind of error at a time. Check that you have used correct end marks.

Proofreading Tip

Proofreading Marks

- ¶ Indent
- ^ Add
- ⊙ Add a period
- ⤵ Delete
- ≡ Capital letter
- / Small letter
- ∩ Reverse order

Expanding Vocabulary

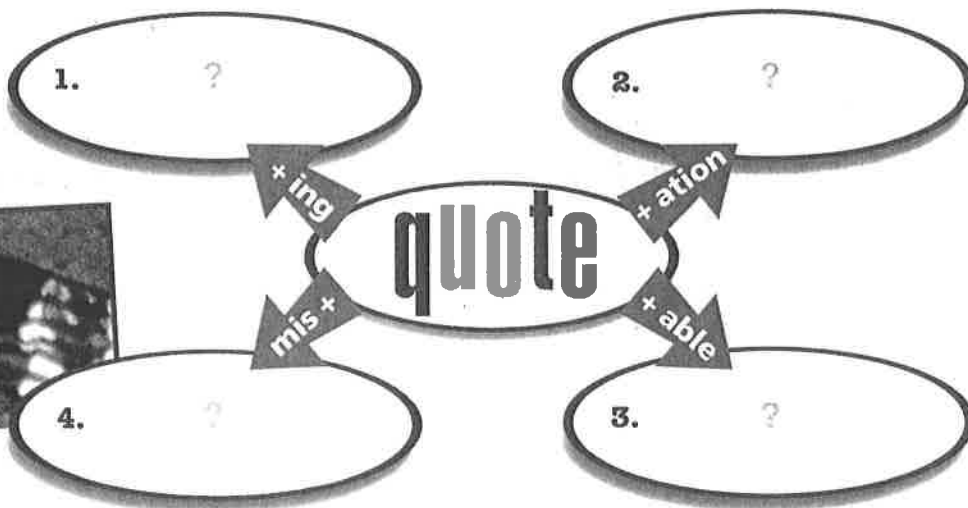
Spelling Word Link

quote

Building a Word Family for *quote* Words, like people, can have families—groups of words related in spelling and meaning. Draw the web circles below. Add each word part or ending shown to make a form of *quote*. Use your Spelling Dictionary to find the meaning of each new word. Then write a sentence for each word you built.

_____ ? _____ ?

_____ ? _____ ?



"That's one small step for man,
one giant step for mankind."

Neil Armstrong

"I have a dream that my four
little children will one day live
in a nation where they will
not be judged by the color
of their skin but by the
content of their character."

Martin Luther King, Jr.



Real-World Connection

Language Arts: Public Speaking All the words in the box relate to public speaking. Look up these words in your Spelling Dictionary. Then write the words to complete this paragraph.

Spelling Word Link

quote

auditorium
podium
purpose
gesture
orator
effective
delivery
poise

Body language can be an (1) part of speech making. Whether your (2) is to inform or entertain, both the physical and the spoken (3) of your speech are important. Stand straight and look out at your audience; every good (4) does. Try using a hand (5) to help you stress a point. Practice your movements. When you finally walk up to that wooden (6) to speak, you may be nervous—especially if you are speaking in a large (7). However, with a little experience, you will gain self-confidence and (8).



Try This Challenge

Clue Match Write a word from the box to match each clue.

9. You do this in a pantomime.
10. People gather here.
11. Dancers have this.
12. Abraham Lincoln was a good one.

Fact File

Martin Luther King, Jr., the main leader of the United States civil rights movement in the 1950s and 1960s, was a powerful orator. His famous "I Have a Dream" speech was a stirring plea for racial equality.

